

Summary of Non-point Oil and Gas Emissions for 2016beta version

J Vukovich, USEPA
December 10, 2018

Oil and Gas Tool and state-submitted non-point data for year 2016

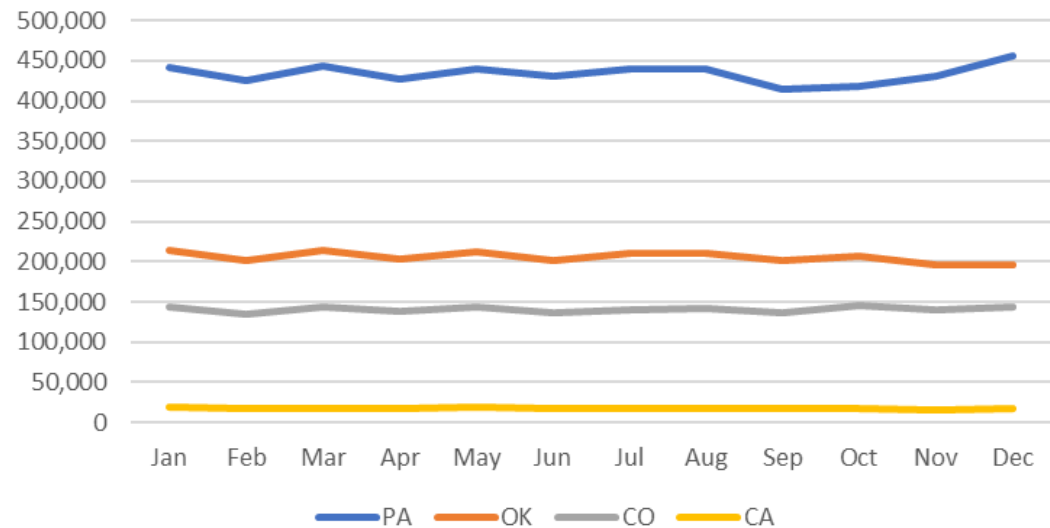
- ▶ Exploration and Production emissions generated and provided
- ▶ Tool files available for download here:
<ftp://newftp.epa.gov/Air/emismod/2016/beta/reports/oilgas/>
- ▶ Emissions summaries are also available here:
<ftp://newftp.epa.gov/Air/emismod/2016/beta/reports/oilgas/>
- ▶ Emissions gridded maps are also available here:
 - ▶ ftp://newftp.epa.gov/Air/emismod/2016/beta/reports/oilgas/draft_beta/
 - ▶ Zipped files in this folder
- ▶ Documentation on Tool work is being generated
- ▶ State-submitted data or state-specific direction for 2016beta
 - ▶ CARB submitted their own non-point oil and gas inventory
 - ▶ Colorado used 2014NElv2 but projected 2 years forward
 - ▶ Oklahoma used a combination of 2016 Oil and Gas Tool and a projected 2014NElv2 data
 - ▶ Pennsylvania recommended using 2016alpha inventory (projected 2014NElv2) for 2016beta

Updated ancillary data acquired for 2016beta

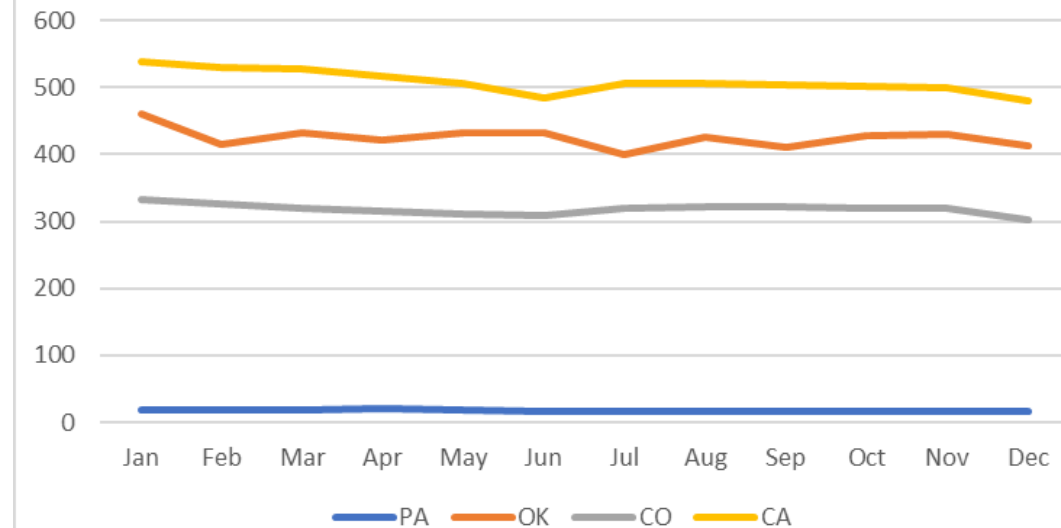
- ▶ New gridding surrogates have been generated for year 2016
 - ▶ CONUS and Alaska
- ▶ Gridding SCC cross-references re-examined using new surrogates
 - ▶ A few gridding SCC cross-references updated for 2016beta
- ▶ New monthly temporal profiles have been generated for year 2016
 - ▶ Profiles by FIPS-SCC
 - ▶ Some state-submitted inventory data (PA, OK, CA, and CO) contained FIPS-SCC combinations where no new monthly profile for 2016 was available
 - ▶ Historical monthly production data from EIA used for these cases
- ▶ New speciation cross-reference generated for use in 2016beta
- ▶ All of these ancillary data will be provided soon as part of full Emissions Modeling Platform 2016beta release

EIA-derived monthly profiles used for certain FIPS-SCC combinations

Natural gas production



Oil Production

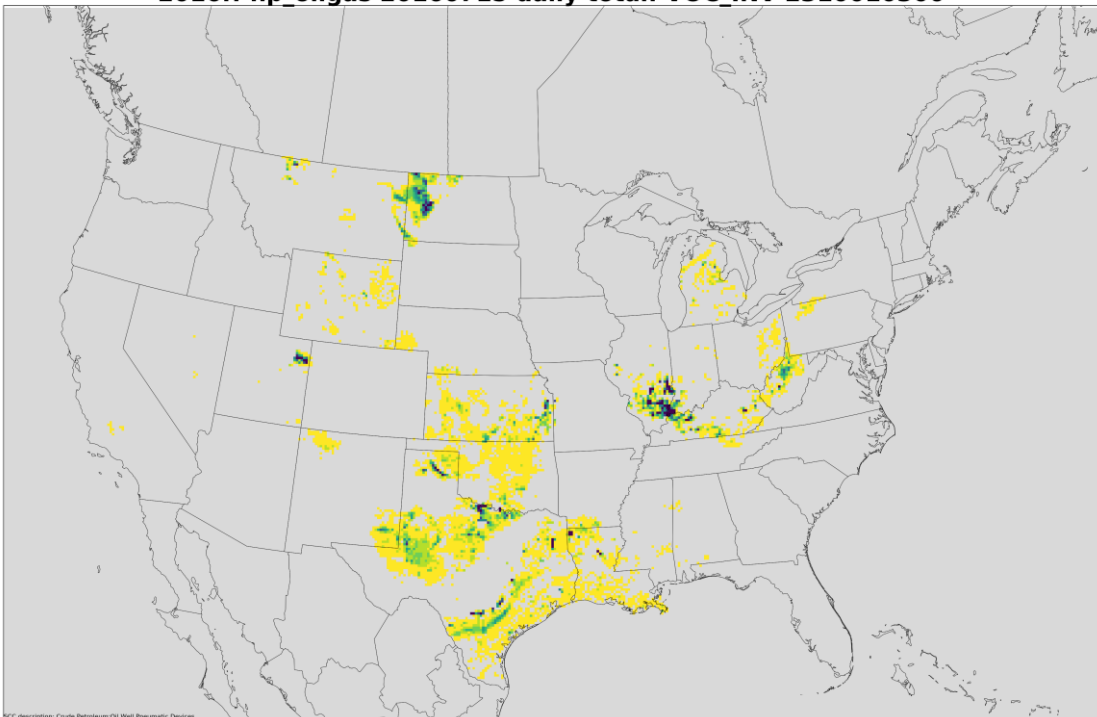


https://www.eia.gov/dnav/pet/pet_crd_crpdn_adc_mbbldpd_m.htm

https://www.eia.gov/dnav/ng/ng_prod_sum_a_EPG0_VGM_mmcfc_m.htm

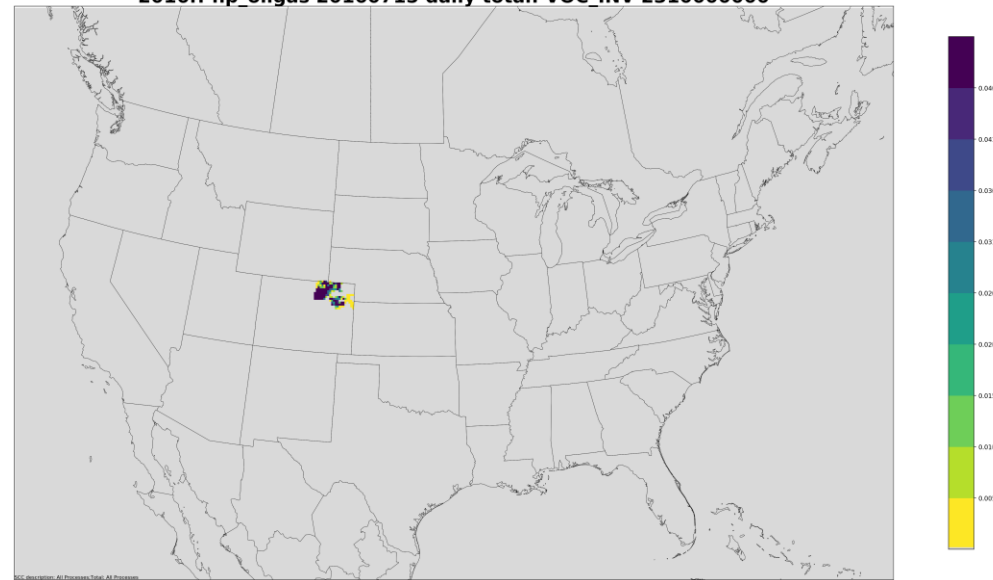
Crude Petroleum;Oil Well Pneumatic Devices

2016ff np_oilgas 20160715 daily total: VOC_INV 2310010300



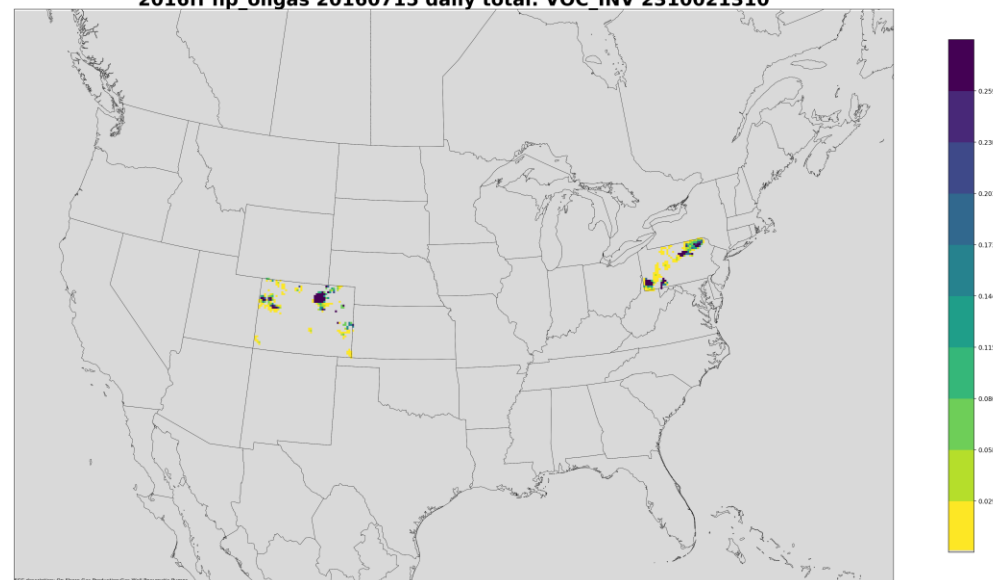
Oil and Gas Exploration and Production;All Processes;Total: All Processes

2016ff np_oilgas 20160715 daily total: VOC_INV 2310000000



On-Shore Gas
Production;Gas Well
Pneumatic Devices

2016ff np_oilgas 20160715 daily total: VOC_INV 2310021310



Future year projections for 2016beta: Years 2023 and 2028

- ▶ Need to wrap up the 2016beta platform
- ▶ Historical drilling and active well data being assembled
 - ▶ Will take time and thought in how best to use for Exploratory-related SCCs
- ▶ Recommending that Workgroup proceed with approach explained during last Workgroup call on Nov 5th without the historical exploration data (this was an option explained at that time)
- ▶ An Excel workbook will be generated based on this approach and provided to Projections subgroup within the next week
 - ▶ Target: Dec 20th as end of any remainder feedback on 2016beta projections
- ▶ Historical exploration data will be examined for use for 2016v1 as soon as data becomes available.